


HCRC Flyer

December 2024



AMA Charter #341



Looking for a rare plane to model this winter? Look no further than the 'Christmas Bullet!'

Doctor William Christmas believed that struts were unnecessary and that an aeroplane's wings should be free to flap like a bird's. Unfortunately, on the first flight of his 'Bullet' fighter, also known as the Christmas Strutless Biplane and by other names, the wings did exactly that and then came adrift. The pilot was killed instantly. A second Bullet did exactly the same thing a few months later.

So, no worries if you crash this one! See the full story at Rex's Hanger on YouTube https://www.youtube.com/watch?v=q6akp_kxHJg

HCRC Meeting Notes for the November 7th, 2024 HCRC Business Meeting Notes



Quorum Present – 14 Members including 3 Executive Members present: Mike Shaw, Bill Ewers, Gus Coelho, Ron Paul, Bob Prosciak, Mark Wasielewski, Dan Kapinos, Pat Malone, Karl Hathaway, Wayne Dawson, David Whiteley, Dennis Walker, James Schissel and Lou Enselek. Jack Dawson voted via proxy to give us our quorum.

Reading of the minutes from the previous month was waived. Club finances for the month of October were reported and approved.

Turnout to the field cleanup was weak. Please support your club in the future. There will be some work parties in the future to prepare and improve the new field.

James Schissel was voted into the club.

An increase in the dues of \$10 was voted on and unanimously approved. The dues are now \$85 / year, \$65 for seniors (65+ years old) and \$40 for juniors (under 19 years old) and \$40 for additional family members. There is no change in the one-time administration fee.

We voted for the executive officers and board members. Mike Shaw was re-elected to the position of President, Pat Malone was elected as Vice President, Gus Coelho was re-elected as Treasurer and Bill Ewers was re-elected as Secretary. Board of Directors remain unchanged other two departures. Mike Booth, Dan Kapinos, Mark Wasielewski and Rick Rabe are the remained Board of Directors.

We are still interested in selling the land across the street. The club has an interested party. We intend to vote on this at the December meeting.

Tracy Page's widow donated her late husband's collection to the club to sell in order to fund the land purchase.

Fran Mitchell's son Rick called Mike to donate some club apparel that he would like to donate to the club. Mike will bring it to the next meeting and it will be available for purchase. All proceeds will be donated to the land purchase.

We will have a New Year's Day Frozen Fingers Fun Fly with a bonfire if weather allows – low winds and some rain to prevent wildfires.

We are working on fundraising to support the land purchase:

1. Go Fund Me – Now live! We ask everyone to alert their family and friends and ask them to donate! Mike sent out an email asking everyone to do this. Please feel free to copy and paste the email that he sent in your emails to you friends and family.
2. Selling Land Shares – We are now selling land shares. Please consider purchasing land shares to support this club initiative. Each share is a \$100 commitment and has a 5 year maturity period.

When the club savings and selling of the land across the street are accounted for, we are about halfway to our goal. The club will have to save itself. The rest of the money will have to come from club members.

Flying News & Events

UPCOMING EVENTS

- **12/05** Business Meeting at the VFW in Florence, MA 7pm
- **01/01** Frozen Fingers New years Day Fun Fly weather permitting (see flyer)
- **01/02** Business Meeting at the VFW in Florence, MA 7pm





Hey Everyone
It's that time of year again for.....

Our Annual New Year's Day Fly-in!!

When: **Wednesday January 1st 2025** (Of Course)
10AM to 3PM

Come fly, eat and freeze your fingers off!

Where: at the club field

The club will provide grilled hot dogs and COLD drinks

Please feel free to bring something extra such as soup, chili, coffee, stew maybe, something hot is the theme as long as it can be brought to the field hot or reheated on the grill

We will also have a **PIT FIRE** to help stay warm as well

Check the club social media resources before coming out to make sure the weather isn't too, well, **weathery** at:

the club web site www.hampshirecountyrc.org or
our Facebook page www.facebook.com/groups/148353592007739/



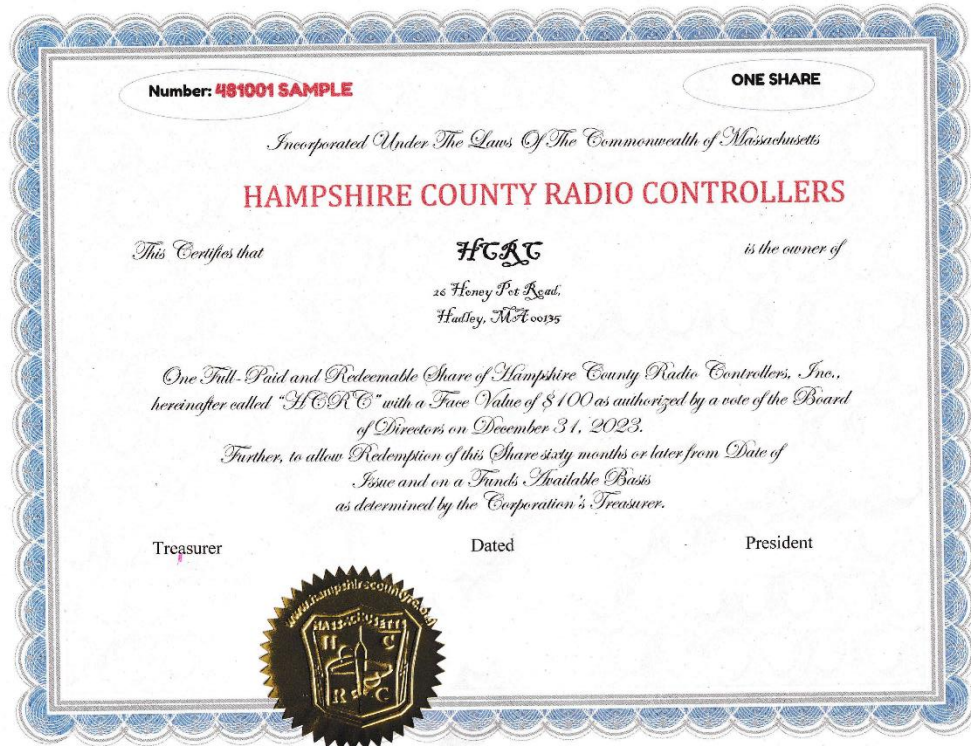
ATTENTION ALL HCRC CLUB MEMBERS AND SUPPORTERS
SHARES CERTIFICATE FUNDRAISER PROGRAM

Hello all,

Your club has now opened a shares certificate buying program to raise funds to purchase 5 acres of property next door to our old home on the opposite side of our 2.1 acre (70' strip) on Honey Pot Road. We only have two short years (01/01/2026) to raise the funds needed to purchase this property. These certificates are valued at \$100 per share. They will mature in 60 months to be able to be redeemed at face value on a funds available basis. Please purchase as many as you can reasonably afford. You can acquire these certificates one of two ways. Either bring cash or a check made out to HCRC to a business meeting and hand it to our Treasurer Gus Coelho or mail your check to Gus at 141 Holy Cross Circle, Ludlow, MA. 01056. Your certificate will be available by the next club business meeting or will be mailed out to you. All donations for the property purchase are being deposited into a dedicated bank account in the club's name and will be returned to the donor if the land purchase is unsuccessful. I thank you in advance for supporting this important funding program that will allow our club to continue well into the future.

Thank You,

Management



ATTENTION ALL HCRC CLUB MEMBERS AND SUPPORTERS

GOFUNDME FUNDRAISER PROGRAM

Hello all,

Your club has a secondary fundraising program in place for anyone that may wish to donate to our cause. It is through *GofundMe.com*. The link to our fundraiser page is below. This program is very important to supplement our in-house Shares Program.

SHARING: This GFM program will only be successful by sharing the link below with everyone you know and some that you don't.

Please email this link to any and all people in your phone contact list: friends, family, coworkers, everyone. These are *your* people and will be the ones most interested in helping you/us. You can also text it to anyone you don't have an email address for. Also, share this link with any business and organization. You may have to do this a few times over a period of time to get people/organizations that meant to donate but may have let it "slip through the cracks" the first time. Friends and/or family members may come up to you and hand you cash to donate on their behalf. You can transfer these funds into the fundraiser as an "anonymous" donator as well. Another easy way to share this link is on your personal social media page, if you have one. After you post it, leave yourself a reminder to re-share it to yourself every 2-4 weeks and it will go back to the top of your timeline for all your peeps to see.


Donations have already started to come in but this program will only be truly successful and meet our goal with all of our help to promote it. All donations for the property purchase are being deposited into a dedicated bank account in the club's name and will be returned to the donor if the land purchase is unsuccessful.

Thank You,
Management

<https://gofund.me/7b63150f>

Funding Status
On Downwind Leg

New Field Funding – Goal \$90K	
Fundraising (all sources)	
GoFundMe =	\$ 3,093
Certificate Program =	\$ 3,900
Money from Savings=	\$15,000
Planned Land Sale =	<u>\$20,000</u>
Total So Far	\$41,993
Needed for landing!	\$48,007



The picture above shows the proper method of securing the gate. The Hannigans are using this gate to access their property as well. They have the combination to let themselves in. Also, be aware that they drive to the north end of their property by passing right behind the far side of our runway. Be extra cautious when you're flying and this happens. Last one out lock up if they are not there.

TAKING BETTER PHOTOS OF YOUR RC PLANES

by FliteTest | March 7, 2018

Taking pictures of model aircraft can be quite difficult. Often they're flying quite fast which means they tend to be hard to track... resulting in blurry photos. Even when sitting still, you don't always get that professional vibe that you see on the RC hobby websites. So, here are a few Flite Test tips to up your RC photography game.



What You'll Need



It's become somewhat of a cliché in internet circles, and it's by no means original to say this, but all you really need to take great photos these days is an ordinary smartphone. You don't need to take break the bank buying a special DSLR. Most of the time, I just use a phone to grab general shots when I'm out and about and it does the job just fine. Hopefully, you already have one of these, so great! You're halfway there.

Taking it to the Next Level

Okay, so if find you really like taking photos and video, you may want to up your game by getting yourself a proper camera. The advantages of something like this Sony a6000 mirrorless camera is that you can change a ton of settings and shoot completely manual if you like. A camera like this also allows you to switch the lenses out meaning that you can use one that can better zoom in on a flying airplane and get some closer shots. Even with the stabilized kit lens, you can achieve stunning results.





Using a tripod to stabilize shots also opens up another world, but accessories like this are really just extra. A tripod, in particular, could be helpful for taking a long exposure night flying shot to capture light trails. Again though, using one is not all that necessary for RC photography.

Okay, we've sorted the gear, so here are some other things to consider.


Light

When taking pictures of your plane outside, it's always best to choose a nice day when the sun is out. This is because this usually means that there's a ton of light available to bounce off your model, through your lens and onto the sensor of your camera.



This makes for better-looking photos where you can see the whole model in its best light (my apologies for that awful pun). It's easier to see all of those details. A helpful benefit of having lots of light is that your camera can use faster shutter speeds resulting in less blur in the final image. When you're tracking a particularly fast plane, this is always helpful.

This shot (below) was taken in less than ideal conditions under heavy clouds. It still made for a nice photo even though the airplane was silhouetted.



Framing

Ever heard of the rule-of-thirds? If you haven't, it's a really simple and extremely useful tool you can use to compose your photos. In general, when it comes to taking photos of RC planes, just make sure you get the whole plane in flying shots. When taking photos of models on the ground, getting well-framed close-ups is a great way to show off detail and sleek lines.



Background



If you're taking a shot of a model sitting on the ground or on a table, try your best to eliminate clutter that detracts from the overall composition. You want the focus to be on the airplane. If you're shooting indoors, a nice wooden table often lends itself to being a simple yet interesting background that doesn't distract. We often use wooden tables as backgrounds here at Flite Test.

Editor's note: Below are a couple of my favorite in-flight pictures. It's my FT Scout being chased by a bird of prey. There was a photographer at the field looking for birds and he happened to catch these perfectly framed shots.



Officers

PRESIDENT

Mike Shaw
15 Overlea Drive
Springfield, MA 01119
(413) 330-1827

mshaw.spfld@gmail.com

VICE PRESIDENT

Pat Malone
117 Lake St.
Florence, MA 01062

pmalone60@comcast.net

TREASURER

Gus Coelho
141 Holy Cross Circle
Ludlow, MA 01056
(413)530-4311

gus68vette@aol.com

SECRETARY

Bill Ewers
20 Beacon Street
Florence, MA 01062
(413) 695-3503

billewers@hotmail.com

BOARD OF DIRECTORS:

Mike Booth (413) 454-7084

Dan Kapinos (413) 270-1106

Pat Malone (413) 270-0172

Rick Rabe (978) 621-3583

Mark Wasielewski (978) 544-8771

MISC:

Denise Sitrler (413)568-6595

mbooth1@netzero.net

danielk53164@gmail.com

pmalone60@comcast.net

richardarabe@gmail.com

mwazski@behindthetrees.com

Newsletter Editor

Webmaster

wds1956a@gmail.com

Youth introduction Coordinator

**HOG HEAVEN
HOBBIES**
Radio Control,
Trains, Models,
Toys & Crafts
494 Main Street
Starbridge, MA 01518
info@hogheavenhobbies.com



John Glennon
(508)-347-9350



8 Adams, MA

www.rcmadness.com

101 North Street Enfield, CT 06082

860.741.6501

Please support your local Hobby Shops